

## Band Sizing Instructions for Pedz™ and Passport™ Tags

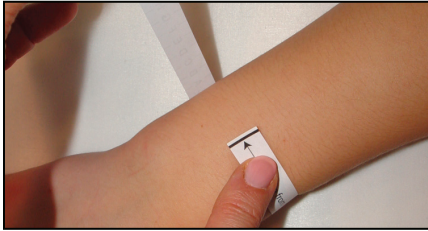
### What you'll need

- Sizing Guide
- Pre-cut lengths of band
- Band Clippers


### Using the Sizing Guide

The paper Sizing Guides are stored on a roll in the Sizing Guide dispenser.

- 1 Remove a Sizing Guide from the Sizing Guide dispenser.
- 2 Place the black line on the logo end of the Sizing Guide midline, and wrap the Sizing Guide around the extremity.



- 3 Locate the corresponding letter that matches up with the black measuring line indicated on the Sizing Guide. Do not round up or down if it falls between two letters. In this example, the measurement recorded would be between "E" and "F."




- 4 Note the measurement and discard the Sizing Guide.

**IMPORTANT:** A "comfort fit" factor has already been included in the position of the measurement on the packaging material. **DO NOT** add your own slack or the tag will fit too loosely and may slip off!

### Pre-Cut Bands

The Banding Material is available in two different lengths (8-inch and 14-inch), sealed in individual packages.

14-inch bands have markings from "K" to "Z" followed by "1" to "4"




8-inch bands are cut exactly to "J" but with markings from "A" to "H" only

### Cutting the Band

Do not cut the packaging material until you have measured the patient's extremity using the Sizing Guide.

- 1 Use the Band Clippers to cut the band (and packaging material) at the appropriate measurement obtained during the sizing procedure.



- 2 If you used the 8-inch band, squeeze the uncut end to guide the Banding Material through, and out of the package. The packaging material for the 14-inch band is not as flexible. Firmly tap the cut end against a hard surface, such as a desk, to dislodge the Banding Material. Gently pull the Banding Material out of the package.



- 3 You are now ready to apply the band to a tag.

## Band Life and Reuses

To ensure the integrity of the band, do not exceed the following guidelines:

- Length of band usage - 2 weeks under typical conditions
- Number of reuses - up to 8

*NOTE: Aggressive attempts by the patient to remove the tag may reduce band life. Re-use of the band more than 8 times may render it unreliable. If you have any doubt, dispose of the old band and apply a new one.*

## Limitation of Liability

This Product has been designed for use to reduce the risk of patient wandering through remote detection.

The range, accuracy, function and performance of this Product may vary from the published specifications due to many factors, including, without limitation, site impairments from structural effects, metal objects in the vicinity, placement of the receiver and transmitter, interference from other electrical devices, atmospheric effects, installation, and maintenance. There may be other factors, which also affect performance of this Product.

STANLEY Healthcare (“STANLEY”) does not guarantee that this Product will detect 100% of patient wanderings. STANLEY does not guarantee that this Product will not return false reports of patient wanderings.

Monthly testing and maintenance of this Product, as described in the Product documentation, is essential to verify the system is operating correctly and to ensure that the probability of detecting an alarm and/or locating the transmitter are maximized.

The failure to undertake regular testing and maintenance will increase the risk of system failure and failure to detect patient wanderings. The failure to undertake regular testing and maintenance will increase the risk of false reports of patient wanderings.

**STANLEY hereby disclaims all warranties, express or implied, arising out of or in connection with any of its Products of the use or performance thereof, including but not limited to, where allowable by law, all other implied warranties or conditions of merchantable quality and fitness for a particular purpose and those arising by statute or otherwise in law or from a course of dealing or usage of trade.**

**STANLEY’s liability to you or anyone claiming through or on behalf of you with respect to any claim or loss arising out of the use or misuse of STANLEY’s Product, defective products or materials, improper installation or maintenance of STANLEY’s Product or products or the system in which they are incorporated, or alleged to have resulted from an act or omission of STANLEY or any person, negligent or otherwise, shall be limited to:**

- A) the repair or replacement of defective Product or materials supplied by STANLEY during the warranty period as set out in the Product documentation; or, at the option of STANLEY,**
- B) a refund of the purchase price of the Product supplied by STANLEY.**

**In no event shall STANLEY be liable for general, specific, indirect, consequential, incidental, exemplary or punitive damages or any losses or expenses suffered by you or anyone else, whether or not STANLEY, or its employees, officers, agents, resellers or installers has been informed of the risk of such loss or expense and whether or not such losses or expenses were foreseeable.**